

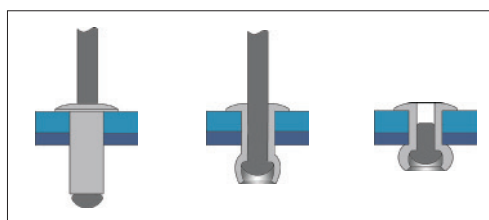
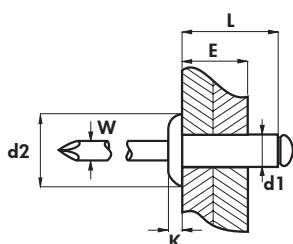
BLIND RIVET STANDARD REMACHE ESTANDAR



English	Español	Français	Deutsch	Portugues
Dome head	Cabeza alomada	Tête plate	Flachrundkopf	Cabeça boleada
Body: Aluminium * 3,5% Mg	Cuerpo: Aluminio * 3,5% Mg	Corps: Aluminium * 3,5% Mg	Hülse: Aluminium * 3,5% Mg	Corpo: Aluminio * 3,5% Mg
Mandrel: Stainless steel **	Vástago: Inox A2 **	Clou: Inox A2 **	Dorn: Edelstahl A2 **	Prego: Inox A2 **

* Al Mg 3,5 ENAW 5154

** AISI 304 CU 1.4301



d1 Ø m/m	L Nominal m/m	E m/m		d2 Ø m/m	K m/m	W m/m	(N)	(N)	Part No/Ref.
2,4	4	0,5 - 2,0	2,50	5,00	0,60	1,45	350	550	01019002404
	6	2,0 - 4,0							01019002406
	8	4,0 - 6,0							01019002408
	10	6,0 - 8,0							01019002410
3,0	8	3,5 - 5,0	3,10	6,00	1,00	1,80	550	850	01019003008
3,2	6	1,5 - 3,5	3,30	6,40	1,00	1,80	750	1150	01019003206
	8	3,5 - 5,0							01019003208
	10	5,0 - 7,0							01019003210
	12	7,0 - 9,0							01019003212
	15	9,0 - 12,0							01019003215
	18	12,0 - 15,0							01019003218
	20	15,0 - 18,0							01019003220
4,0	6	1,0 - 3,0	4,10	8,00	1,40	2,20	1250	1800	01019004006
	8	3,0 - 5,0							01019004008
	10	5,0 - 6,5							01019004010
	12	6,5 - 8,5							01019004012
	14	8,5 - 10,5							01019004014
	16	10,5 - 12,5							01019004016
	18	12,5 - 14,5							01019004018
	20	14,5 - 16,5							01019004020
	25	16,5 - 21,5							01019004025

Test according to / Ensayos realizados según EN ISO 14589

The total or partial reproduction of this document is prohibited. The figures showed in this catalogue are typical values and they could be changed as a result of the continuous improvement of products. Please, do not hesitate to contact us if you need an updated information. Queda prohibida la reproducción total o parcial de este documento. Los datos que aparecen en este catálogo son valores típicos y están sujetos a modificaciones como consecuencia de la mejora continua de los productos. Consúltenos si necesita información actualizada.

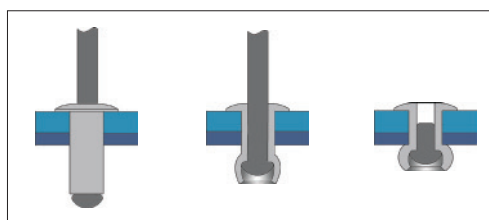
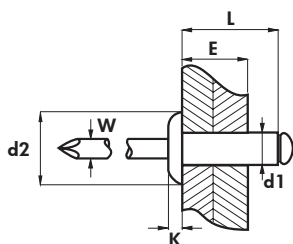
BLIND RIVET STANDARD REMACHE ESTANDAR



English	Español	Français	Deutsch	Portugues
Dome head	Cabeza alomada	Tête plate	Flachrundkopf	Cabeça boleada
Body: Aluminium * 3,5% Mg	Cuerpo: Aluminio * 3,5% Mg	Corps: Aluminium * 3,5% Mg	Hülse: Aluminium * 3,5% Mg	Corpo: Aluminio * 3,5% Mg
Mandrel: Stainless steel **	Vástago: Inox A2 **	Clou: Inox A2 **	Dorn: Edelstahl A2 **	Prego: Inox A2 **

* Al Mg 3,5 ENAW 5154

** AISI 304 CU 1.4301



d1 Ø m/m	L Nominal m/m	E m/m		d2 Ø m/m	K m/m	W m/m	(N)	(N)	Part No/Ref.
4,8	6	0,5 - 3,0	4,90	9,50	1,50	2,65	1850	2600	01019004806
	8	3,0 - 4,5							01019004808
	10	4,5 - 6,0							01019004810
	12	6,0 - 8,0							01019004812
	14	8,0 - 10,0							01019004814
	16	10,0 - 12,0							01019004816
	18	12,0 - 14,0							01019004818
	21	14,0 - 17,0							01019004821
	24	17,0 - 20,0							01019004824
	27	20,0 - 23,0							01019004827
	30	23,0 - 25,0							01019004830
	35	25,0 - 30,0							01019004835
	40	30,0 - 35,0							01019004840
	45	35,0 - 40,0							01019004845
5,0	6	0,5 - 3,0	5,10	9,50	1,60	2,65	2150	3100	01019005006
	8	3,0 - 4,5							01019005008
	10	4,5 - 6,0							01019005010
	12	6,0 - 8,0							01019005012
	14	8,0 - 10,0							01019005014
	16	10,0 - 12,0							01019005016
	18	12,0 - 14,0							01019005018
	20	14,0 - 16,0							01019005020
	25	16,0 - 21,0							01019005025
	30	21,0 - 25,0							01019005030
	35	25,0 - 30,0							01019005035
	40	30,0 - 35,0							01019005040
	45	35,0 - 40,0							01019005045
	50	40,0 - 45,0							01019005050
6,0	8	2,0 - 3,0	6,10	12,00	1,80	3,20	3200	4600	01019006008
	10	3,0 - 5,0							01019006010
	12	5,0 - 7,0							01019006012
	14	7,0 - 9,0							01019006014
	16	9,0 - 11,0							01019006016
	18	11,0 - 13,0							01019006018
	20	13,0 - 15,0							01019006020
	25	15,0 - 20,0							01019006025
	30	20,0 - 25,0							01019006020
	35	25,0 - 30,0							01019006035

Test according to / Ensayos realizados según EN ISO 14589

The total or partial reproduction of this document is prohibited. The figures showed in this catalogue are typical values and they could be changed as a result of the continuous improvement of products. Please, do not hesitate to contact us if you need an updated information. Queda prohibida la reproducción total o parcial de este documento. Los datos que aparecen en este catálogo son valores típicos y están sujetos a modificaciones como consecuencia de la mejora continua de los productos. Consúltenos si necesita información actualizada.