

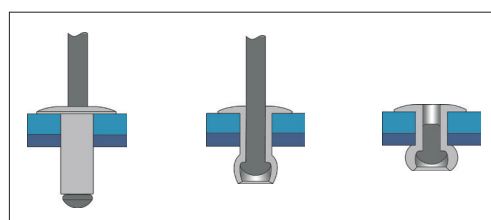
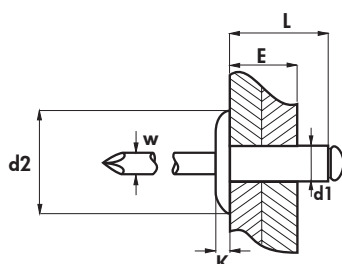
BLIND RIVET STANDARD REMACHE ESTANDAR



English	Español	Français	Deutsch	Portugues
Large head	Cabeza ancha	Tête large	Grosskopf	Cabeça larga
Body: Aluminium * 3,5% Mg	Cuerpo: Aluminio * 3,5% Mg	Corps: Aluminium * 3,5% Mg	Hülse: Aluminium * 3,5% Mg	Corpo: Aluminio * 3,5% Mg
Mandrel: Stainless steel A2 **	Vástago: Inox A2 **	Clou: Inox A2 **	Dorn: Edelstahl A2 **	Prego: Inox A2 **

* Al Mg 3,5 ENAW 5154

** AISI 304 CU 1.4301



d1 Ø m/m	L Nominal m/m	E m/m		d2 Ø m/m	K m/m	W m/m	(N)	(N)	Part No/Ref.
4,0	8	3,0 - 5,0	4,10	12,00	1,40	2,20	1250	1800	01049004008
	10	5,0 - 6,5							01049004010
	12	6,5 - 8,5							01049004012
	14	8,5 - 10,5							01049004014
	16	10,5 - 12,5							01049004016
	18	12,5 - 14,5							01049004018
	20	14,5 - 16,5							01049004020
4,8	21	14,0 - 17,0	4,90	11,00	1,80	2,65	1850	2600	01038004821
4,8	10	4,5 - 6,0	4,90	14,00	1,80	2,65	1850	2600	01039004 810
	12	6,0 - 8,0							01039004 812
	14	8,0 - 10,0							01039004 814
	16	10,0 - 12,0							01039004 816
	18	12,0 - 14,0							01039004 818
	21	14,0 - 17,0							010390048 21
	24	17,0 - 20,0							010390048 24
	27	20,0 - 23,0							010390048 27
	30	23,0 - 25,0							01039004830
35	25,0 - 30,0							01039004835	
4,8	10	3,5 - 6,0	4,90	16,00	1,80	2,65	1850	2600	01049004 810
	12	6,0 - 8,0							01049004 812
	14	8,0 - 10,0							01049004 814
	16	10,0 - 12,0							01049004 816
	18	12,0 - 14,0							01049004 818
	21	14,0 - 17,0							010490048 21
	24	17,0 - 20,0							010490048 24
	27	20,0 - 23,0							010490048 27
	30	23,0 - 25,0							01049004830
35	25,0 - 30,0							01049004835	

Test according to / Ensayos realizados según EN ISO 14589

The total or partial reproduction of this document is prohibited. The figures showed in this catalogue are typical values and they could be changed as a result of the continuous improvement of products. Please, do not hesitate to contact us if you need an updated information. Queda prohibida la reproducción total o parcial de este documento. Los datos que aparecen en este catálogo son valores típicos y están sujetos a modificaciones como consecuencia de la mejora continua de los productos. Consúltenos si necesita información actualizada.

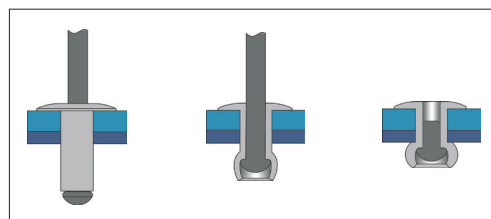
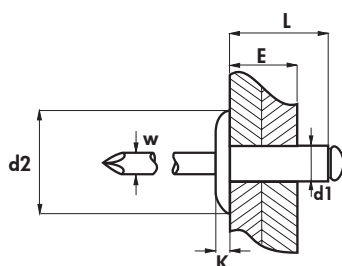
BLIND RIVET STANDARD REMACHE ESTANDAR



English	Español	Français	Deutsch	Portugues
Large head	Cabeza ancha	Tête large	Grosskopf	Cabeça larga
Body: Aluminium * 3,5% Mg	Cuerpo: Aluminio * 3,5% Mg	Corps: Aluminium * 3,5% Mg	Hülse: Aluminium * 3,5% Mg	Corpo: Aluminio * 3,5% Mg
Mandrel: Stainless steel A2 **	Vástago: Inox A2 **	Clou: Inox A2 **	Dorn: Edelstahl A2 **	Prego: Inox A2 **

* Al Mg 3,5 ENAW 5154

** AISI 304 CU 1.4301



d1 Ø m/m	L Nominal m/m	E m/m		d2 Ø m/m	K m/m	W m/m	(N)	(N)	Part No/Ref.	
5,0	10	4,5 - 6,0		5,10	11,00	1,60	2,65	2150	3100	01038005 010
	12	6,0 8,0								01038005 012
	14	8,0 10,0								01038005 014
	16	10,0 12,0								01038005 016
	18	12,0 14,0								01038005 018
	20	14,0 16,0								01038005 020
	25	16,0 21,0								01038005 025
	30	21,0 25,0								01038005 030
5,0	8	3,0 4,5		5,10	14,00	1,80	2,65	2150	3100	01039005 008
	10	4,5 6,0								01039005 010
	12	6,0 8,0								01039005 012
	14	8,0 10,0								01039005 014
	16	10,0 12,0								01039005 016
	18	12,0 14,0								01039005 018
	21	14,0 16,0								01039005 020
	24	16,0 21,0								01039005 025
30	21,0 25,0								01039005 030	

Test according to / Ensayos realizados según EN ISO 14589

The total or partial reproduction of this document is prohibited. The figures showed in this catalogue are typical values and they could be changed as a result of the continuous improvement of products. Please, do not hesitate to contact us if you need an updated information. Queda prohibida la reproducción total o parcial de este documento. Los datos que aparecen en este catálogo son valores típicos y están sujetos a modificaciones como consecuencia de la mejora continua de los productos. Consúltenos si necesita información actualizada.