

# BLIND RIVET STANDARD REMACHE ESTANDAR

UNE - EN ISO 15979

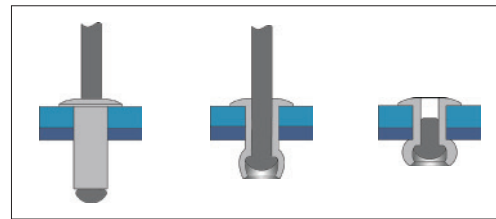
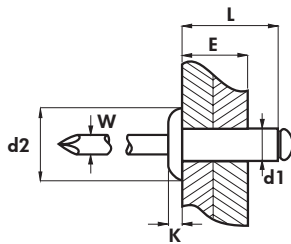


English	Español	Français	Deutsch	Portugues
Dome head	Cabeza alomada	Tête plate	Flachrundkopf	Cabeça boleada
Body: Steel * zincplated A3 K ***	Cuerpo: Acero * cincado A3K ***	Corps: Acier * zingué A3K ***	Hülse: Acier * zingué A3K ***	Corpo: Acier * zingué A3K ***
Mandrel: Steel ** zincplated A1K ***	Vástago: Acero ** cincado A1K ***	Clou: Acier ** zingué A1K ***	Dorn: Stahl ** verzinkt A1K ***	Prego: Aço ** zincado A1K ***

\* Steel /acero Qst 34.3 C8C DIN 1.0213

\*\* Steel /acero DIN EN 10016-2 SAE 1010-1020-1030-1040

\*\*\*Recubrimientos/Coatings according to ISO 4042



d1 Ø m/m	L Nominal m/m	E m/m		d2 Ø m/m	K m/m	W m/m	(N)	(N)	Part No/Ref.
3,0	6	0,5 - 3,0	3,10	6,00	1,00	2,00	950	1100	01210003006
	8	3,0 - 5,0							01210003008
	10	5,0 - 6,5							01210003010
	12	6,5 - 8,0							01210003012
3,2	6	0,5 - 3,0	3,30	6,40	1,00	2,00	1100	1200	01210003206
	8	3,0 - 5,0							01210003208
	10	5,0 - 6,5							01210003210
	12	6,5 - 8,0							01210003212
	14	8,0 - 10,0							01210003214
	16	10,0 - 12,0							01210003216
4,0	6	1,0 - 3,0	4,10	8,00	1,30	2,40	1700	2200	01210004006
	8	3,0 - 5,0							01210004008
	10	5,0 - 6,5							01210004010
	12	6,5 - 9,0							01210004012
	14	9,0 - 10,0							01210004014
	16	10,0 - 12,0							01210004016
	18	12,0 - 14,0							01210004018
	20	14,0 - 16,0							01210004020
4,8	6	1,0 - 3,0	4,90	9,50	1,40	2,93	2900	3100	01210004806
	8	2,5 - 4,0							01210004808
	10	4,0 - 6,0							01210004810
	12	6,0 - 8,0							01210004812
	14	8,0 - 9,5							01210004814
	16	9,5 - 11,0							01210004816
	18	10,0 - 13,0							01210004818
	21	11,0 - 15,0							01210004821
	24	15,0 - 19,5							01210004824
	30	19,5 - 25,0							01210004830
	35	25,0 - 30,0							01210004835

Test according to / Ensayos realizados según EN ISO 14589

The total or partial reproduction of this document is prohibited. The figures showed in this catalogue are typical values and they could be changed as a result of the continuous improvement of products. Please, do not hesitate to contact us if you need an updated information. Queda prohibida la reproducción total o parcial de este documento. Los datos que aparecen en este catálogo son valores típicos y están sujetos a modificaciones como consecuencia de la mejora continua de los productos. Consúltenos si necesita información actualizada.

# BLIND RIVET STANDARD REMACHE ESTANDAR

UNE - EN ISO 15979

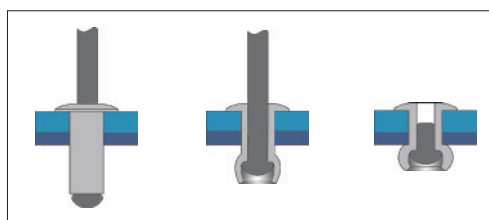
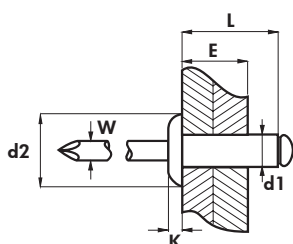


English	Español	Français	Deutsch	Portugues
Dome head	Cabeza alomada	Tête plate	Flachrundkopf	Cabeça boleada
Body: Steel * zincplated A3 K ***	Cuerpo: Acero * cincado A3K ***	Corps: Acier * zingué A3K ***	Hülse: Acier * zingué A3K ***	Corpo: Acier * zingué A3K ***
Mandrel: Steel ** zincplated A1K ***	Vástago: Acero ** cincado A1K ***	Clou: Acier ** zingué A1K ***	Dorn: Stahl ** verzinkt A1K ***	Prego: Aço ** zincado A1K ***

\* Steel /acero Qst 34.3 C8C DIN 1.0213

\*\* Steel /acero DIN EN 10016-2 SAE 1010-1020-1030-1040

\*\*\*Recubrimientos/Coatings according to ISO 4042



d1 Ø m/m	L Nominal m/m	E m/m		d2 Ø m/m	K m/m	W m/m	(N)	(N)	Part No/Ref.
5,0	8	2,5 - 4,0	5,10	9,50	1,60	2,93	3100	4000	01210005008
	10	4,0 - 6,0							01210005010
	12	6,0 - 8,0							01210005012
	14	8,0 - 9,5							01210005014
	16	9,5 - 11,0							01210005016
	18	10,0 - 13,0							01210005018
	20	11,0 - 15,0							01210005020
	25	15,0 - 19,5							01210005025
	30	19,5 - 25,0							01210005030
	35	25,0 - 30,0							01210005035
	40	30,0 - 34,0							01210005040
	45	34,0 - 39,0							01210005045
	50	39,0 - 44,0							01210005050
	60	49,0 - 54,0							01210005060
65	54,0 - 59,0	01210005065							
6,0	8	1,5 - 3,0	6,10	12,00	1,80	3,60	4300	4800	01210006008
	10	3,0 - 4,0							01210006010
	12	4,0 - 6,0							01210006012
	14	6,0 - 8,0							01210006014
	16	8,0 - 10,0							01210006016
	18	10,0 - 12,0							01210006018
	20	12,0 - 14,0							01210006020
	25	14,0 - 19,0							01210006025
	30	19,0 - 24,0							01210006030
35	24,0 - 29,0	01210006035							
6,4	8	1,5 - 3,0	6,50	13,00	2,20	3,85	4900	5700	01210006408
	10	3,0 - 4,0							01210006410
	12	4,0 - 6,0							01210006412
	15	6,0 - 9,0							01210006415
	18	9,0 - 11,0							01210006418
	20	9,0 - 13,0							01210006420
	22	13,0 - 16,0							01210006422
	25	13,0 - 19,0							01210006425
	30	19,0 - 24,0							01210006430
	35	24,0 - 29,0							01210006435

Test according to / Ensayos realizados según EN ISO 14589

The total or partial reproduction of this document is prohibited. The figures showed in this catalogue are typical values and they could be changed as a result of the continuous improvement of products. Please, do not hesitate to contact us if you need an updated information. Queda prohibida la reproducción total o parcial de este documento. Los datos que aparecen en este catálogo son valores típicos y están sujetos a modificaciones como consecuencia de la mejora continua de los productos. Consúltenos si necesita información actualizada.