

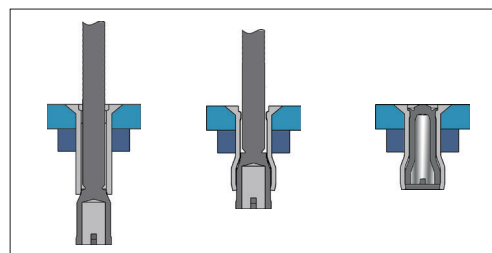
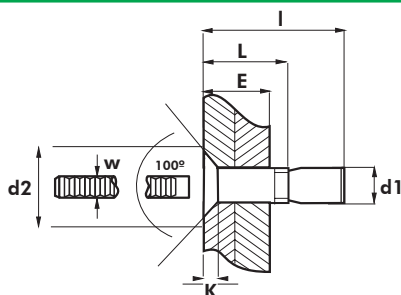
BLIND RIVET STRUCTURAL REMACHE ESTRUCTURAL







English	Español	Français	Deutsch	Portugues
Countersunk head 100°	Cabeza avellanada 100°	Tête fraisée 100°	Senkkopf 100°	Cabeça embeber 100°
Body: Stainless steel A2 *	Cuerpo: Inox A2 *	Corps: Inox A2 *	Hülse: Edelstahl A2 *	Corpo: Inox A2 *
Mandrel: Stainless steel A2 **	Vástago: Inox A2 **	Clou: Inox A2 **	Dorn: Edelstahl A2 **	Prego: Inox A2 **

* Inox AISI 304 CU 1.4567

** Inox AISI 304 1.4301



d1 Ø m/m	L Nominal m/m	 E m/m		d2 Ø m/m	K m/m	W m/m	I m/m	 (N)	 (N)	Part No/Ref.
6,5	16,5	3,0 - 12,0	6,60 - 7,00	10,60	2,00	4,00	26,50	9900	8100	G1827006516
	12,5	6,0 - 18,0					35,50			G1827006522

Test according to / Ensayos realizados según EN ISO 14589

Note: This product needs to be set with a special nosepiece. For installation information please contact your local BRALO representative.

The total or partial reproduction of this document is prohibited. The figures showed in this catalogue are typical values and they could be changed as a result of the continuous improvement of products. Please, do not hesitate to contact us if you need an updated information. Queda prohibida la reproducción total o parcial de este documento. Los datos que aparecen en este catálogo son valores típicos y están sujetos a modificaciones como consecuencia de la mejora continua de los productos. Consúltenos si necesita información actualizada.