
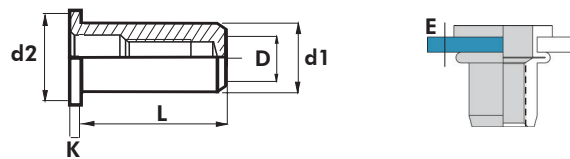




CYLINDRICAL LARGE HEAD NUT TUERCA LISA CABEZA ANCHA



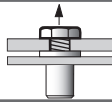
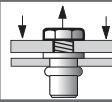
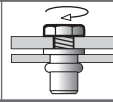
English	Español	Français	Deutsch	Portugues
Large head	Cabeza ancha	Tête large	Flachrundkopf	Cabeça larga
Cylindrical	Lisa	Lisse	Rundschaft	Lisa
Closed end	Fondo cerrado	Fond fermé	Geschlossen	Fundo fechado
Steel * Zincplated A3K	Acero * cincado A3K	Acier * zingué A3K	Stahl * verzinkt A3K	Aço * zincado A3K

*Steel /acero Qst 34.3 C8C D IN 1.0213



D	 MAX. E m/m	L Nominal m/m	d1 Ø m/m	d2 Ø m/m	K m/m		Part No./Ref.
M 4	0,50 - 2,50	15,70	5,95	9,00	0,80	6,10	0301404006
M 5	0,50 - 2,50	18,00	6,90	10,00	1,00	7,10	0301405007
M 6	0,50 - 3,00	21,50	8,90	12,80	1,50	9,10	0301406009
M 8*	0,50 - 3,00	23,50	10,90	16,00	1,50	11,10	0301408011
M 10	1,00 - 4,00	31,00	12,90	19,00	2,00	13,10	0301401013

*Note: This insert nut has a grooved head.

D		Setting effort Fuerza para remachado		Tensile Strength Threads Tracción		Torque Testing Par de apriete
M 4		4400		7900		3,0
M 5		5300		9800		7,0
M 6		6500		19100		12,0
M 8		8350		29800		23,0
M10		13600		43300		35,1

The total or partial reproduction of this document is prohibited. The figures showed in this catalogue are typical values and they could be changed as a result of the continuous improvement of products. Please, do not hesitate to contact us if you need an updated information. Queda prohibida la reproducción total o parcial de este documento. Los datos que aparecen en este catálogo son valores típicos y están sujetos a modificaciones como consecuencia de la mejora continua de los productos. Consúltenos si necesita información actualizada.